

Market Selector

Local Association
Four Rivers Association of REALTORS®

Market Type
State

Market Name
Texas

Frequency
Monthly

Date
April 2023

Property Type
All (SF, Condo, Townhouse)

Construction Type
All (Existing & New)

April 2023 Market Statistics - Texas

Median Price
\$339,706
▼ -2.9% YoY

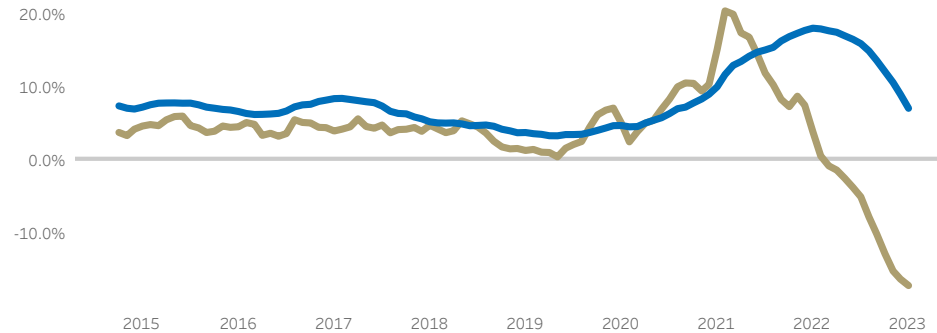
Closed Sales
28,673
▼ -15.8% YoY

Active Listings
80,019
▲ 84.4% YoY

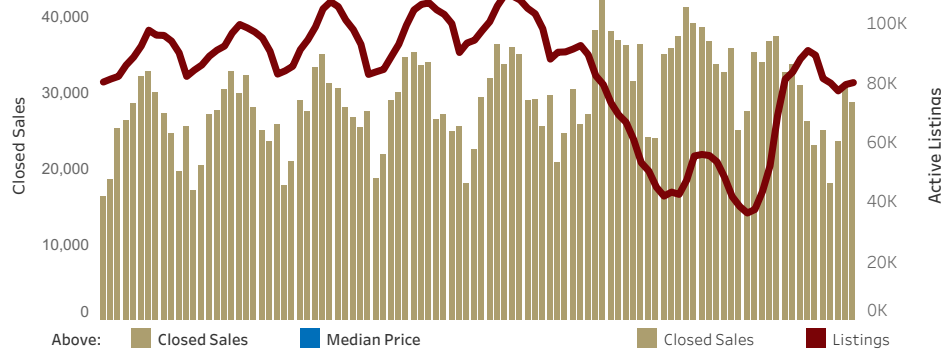
Months Inventory
2.8
▲ 1.5 YoY



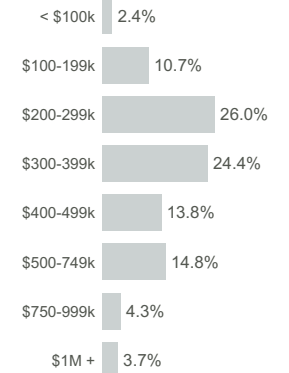
GROWTH TREND FOR CLOSED SALES AND MEDIAN PRICE



CLOSED SALES AND ACTIVE LISTINGS



PRICE DISTRIBUTION



HOME VALUATION STATS

Median Price/Sq Ft
\$174.87
▼ -1.1% YoY

Median Home Size
1,958 sq ft

Median Year Built
2005

Close/Original List
95.6%

TRANSACTION TIME STATS

Days on Market
58

28 days more than April 2022

Days to Close
34

4 days less than April 2022

Total Days
92

24 days more than April 2022



© 2023 Texas REALTORS® - Data used in this report come from the Texas REALTOR® Data Relevance Project, a partnership among Texas REALTORS® and local REALTOR® associations throughout the state. Analysis provided through a research agreement with the Texas Real Estate Research Center at Texas A&M University.