

## Market Selector

Local Association  
Four Rivers Association of REALTORS®

Market Type  
State

Market Name  
Texas

Frequency  
Monthly

Date  
June 2023

Property Type  
All (SF, Condo, Townhouse)

Construction Type  
All (Existing & New)

## June 2023 Market Statistics - Texas

**Median Price**  
**\$350,000**  
▼ -2.8% YoY

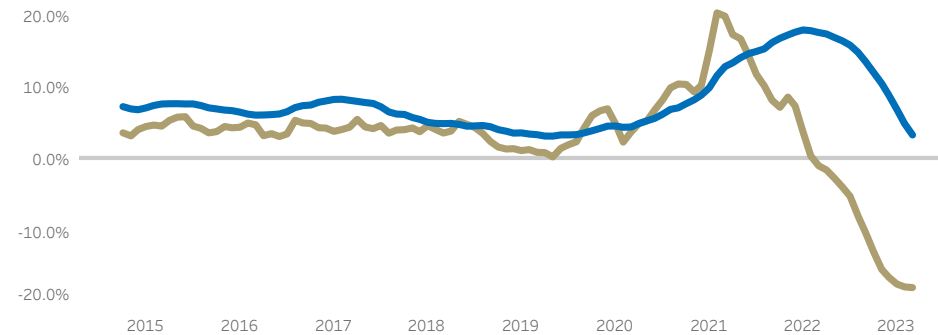
**Closed Sales**  
**33,728**  
▼ -10.0% YoY

**Active Listings**  
**91,213**  
▲ 32.2% YoY

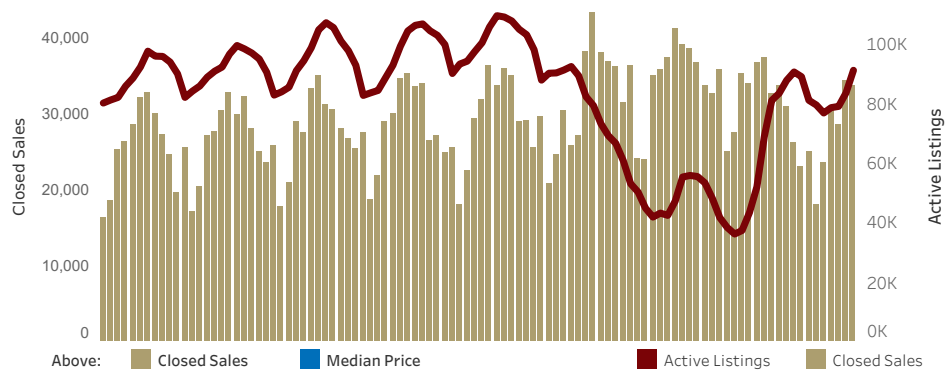
**Months Inventory**  
**3.2**  
▲ 1.2 YoY



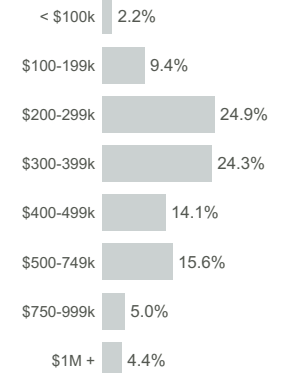
### GROWTH TREND FOR CLOSED SALES AND MEDIAN PRICE



### CLOSED SALES AND ACTIVE LISTINGS



### PRICE DISTRIBUTION



### HOME VALUATION STATS

**Median Price/Sq Ft**  
**\$177.43**  
▼ -1.6% YoY

**Median Home Size**  
**1,988** sq ft

**Median Year Built**  
**2005**

**Close/Original List**  
**96.3%**

### TRANSACTION TIME STATS

**Days on Market**  
**49**

23 days more than June 2022

**Days to Close**  
**34**

7 days less than June 2022

**Total Days**  
**83**

16 days more than June 2022



© 2023 Texas REALTORS® - Data used in this report come from the Texas REALTOR® Data Relevance Project, a partnership among Texas REALTORS® and local REALTOR® associations throughout the state. Analysis provided through a research agreement with the Texas Real Estate Research Center at Texas A&M University.