

## Market Selector

Local Association  
Four Rivers Association of REALTORS®

Market Type  
State

Market Name  
Texas

Frequency  
Monthly

Date  
November 2023

Property Type  
All (SF, Condo, Townhouse)

Construction Type  
All (Existing & New)

## November 2023 Market Statistics - Texas

**Median Price**  
**\$330,000**  
▲ 0.0% YoY

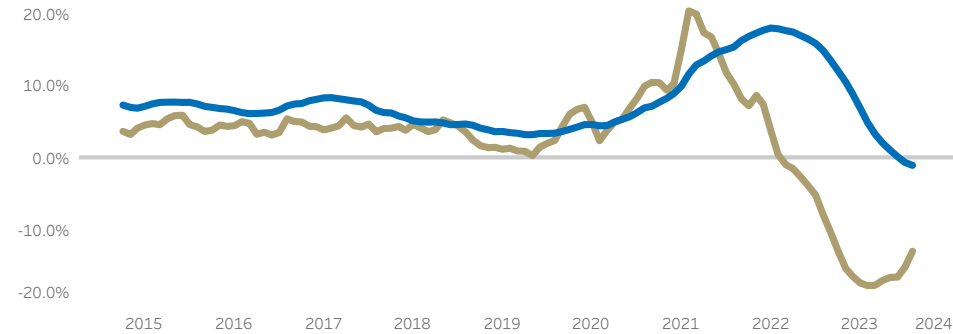
**Closed Sales**  
**22,460**  
▼ -2.8% YoY

**Active Listings**  
**102,823**  
▲ 15.7% YoY

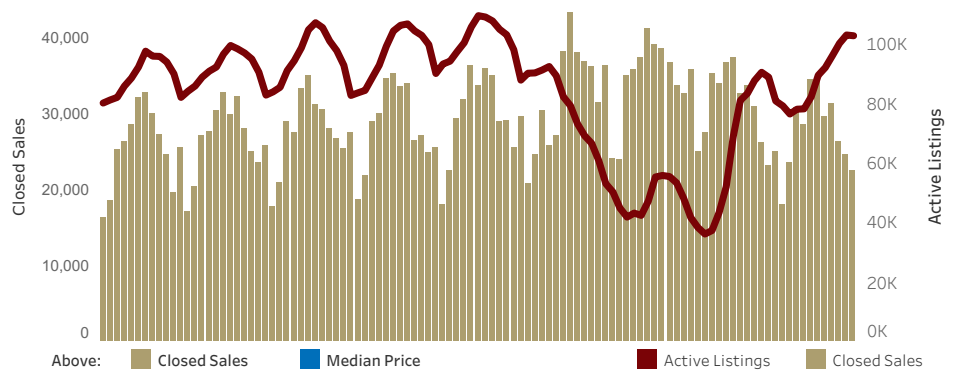
**Months Inventory**  
**3.7**  
▲ 0.9 YoY



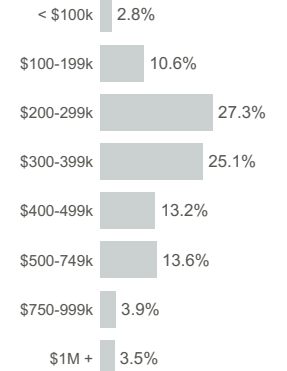
### GROWTH TREND FOR CLOSED SALES AND MEDIAN PRICE



### CLOSED SALES AND ACTIVE LISTINGS



### PRICE DISTRIBUTION



### HOME VALUATION STATS

**Median Price/Sq Ft**  
**\$172.67**  
▲ 0.7% YoY

**Median Home Size**  
**1,936** sq ft

**Median Year Built**  
**2006**

**Close/Original List**  
**94.2%**

### TRANSACTION TIME STATS

**Days on Market**  
**54**

6 days more than November 2022

**Days to Close**  
**35**

4 days less than November 2022

**Total Days**  
**89**

2 days more than November 2022



© 2023 Texas REALTORS® - Data used in this report come from the Texas REALTOR® Data Relevance Project, a partnership among Texas REALTORS® and local REALTOR® associations throughout the state. Analysis provided through a research agreement with the Texas Real Estate Research Center at Texas A&M University.