

Market Selector

Local Association
Four Rivers Association of REALTORS®

Market Type
State

Market Name
Texas

Frequency
Monthly

Date
September 2022

Property Type
All (SF, Condo, Townhouse)

Construction Type
All (Existing & New)

September 2022 Market Statistics - Texas

Median Price
\$343,168
▲ 11.4% YoY

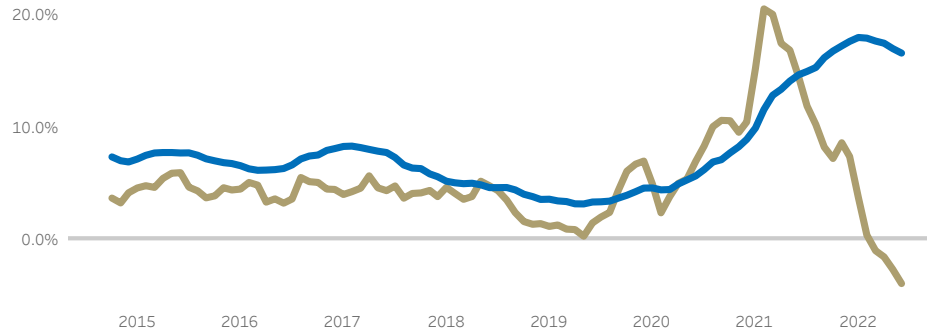
Closed Sales
31,017
▼ -15.7% YoY

Active Listings
90,198
▲ 61.4% YoY

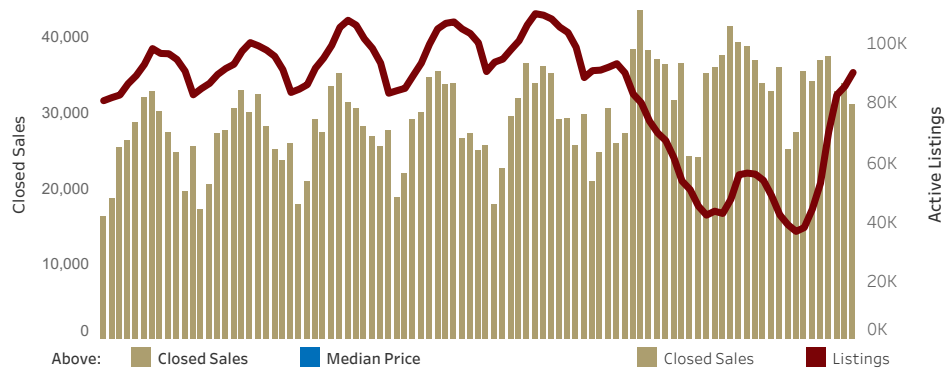
Months Inventory
2.7
▲ 1.1 YoY



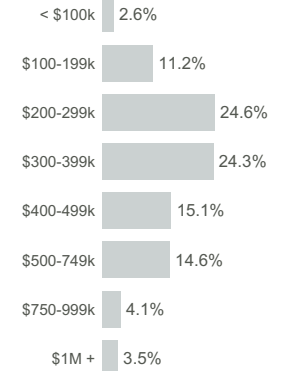
GROWTH TREND FOR CLOSED SALES AND MEDIAN PRICE



CLOSED SALES AND ACTIVE LISTINGS



PRICE DISTRIBUTION



HOME VALUATION STATS

Median Price/Sq Ft
\$176.28
▲ 13.4% YoY

Median Home Size
1,940 sq ft

Median Year Built
2003

Close/Original List
96.1%

TRANSACTION TIME STATS

Days on Market
38

10 days more than September 2021

Days to Close
40

1 day less than September 2021

Total Days
78

9 days more than September 2021



© 2022 Texas REALTORS® - Data used in this report come from the Texas REALTOR® Data Relevance Project, a partnership among Texas REALTORS® and local REALTOR® associations throughout the state. Analysis provided through a research agreement with the Real Estate Center at Texas A&M University.