

Market Selector

Local Association
Four Rivers Association of REALTORS®

Market Type
State

Market Name
Texas

Frequency
Monthly

Date
February 2021

Property Type
All (SF, Condo, Townhouse)

Construction Type
All (Existing & New)

February 2021 Market Statistics - Texas

Median Price
\$275,000
▲ 13.2% YoY

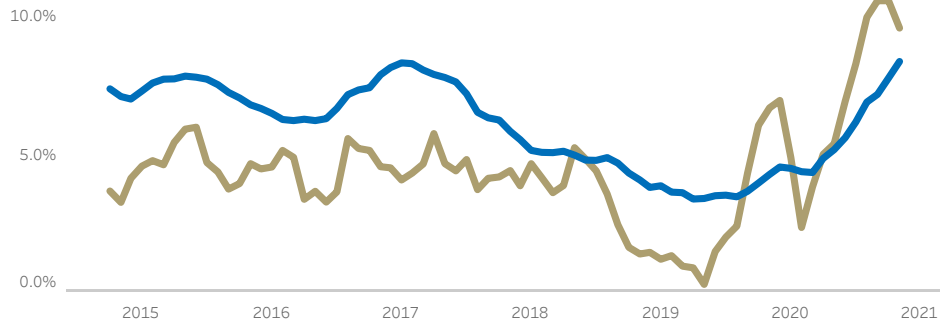
Closed Sales
24,363
▼ -2.1% YoY

Active Listings
46,184
▼ -49.6% YoY

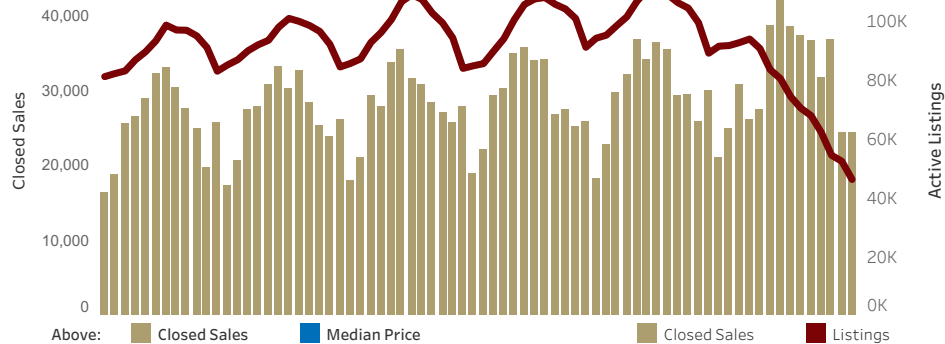
Months Inventory
1.4
▼ -1.6 YoY



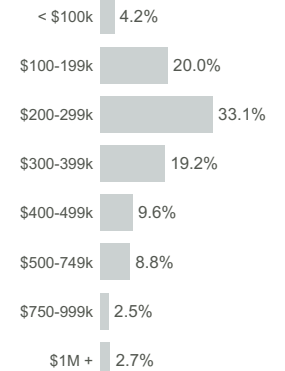
GROWTH TREND FOR CLOSED SALES AND MEDIAN PRICE



CLOSED SALES AND ACTIVE LISTINGS



PRICE DISTRIBUTION



HOME VALUATION STATS

Median Price/Sq Ft
\$138.13
▲ 12.0% YoY

Median Home Size
1,999 sq ft

Median Year Built
2003

Close/Original List
98.4%

TRANSACTION TIME STATS

Days on Market
48

21 days less than February 2020

Days to Close
39

6 days more than February 2020

Total Days
87

15 days less than February 2020



© 2021 Texas REALTORS® - Data used in this report come from the Texas REALTOR® Data Relevance Project, a partnership among Texas REALTORS® and local REALTOR® associations throughout the state. Analysis provided through a research agreement with the Real Estate Center at Texas A&M University.