

Market Selector

Local Association
Four Rivers Association of REALTORS®

Market Type
State

Market Name
Texas

Frequency
Monthly

Date
April 2021

Property Type
All (SF, Condo, Townhouse)

Construction Type
All (Existing & New)

April 2021 Market Statistics - Texas

Median Price
\$292,000
▲ 17.3% YoY

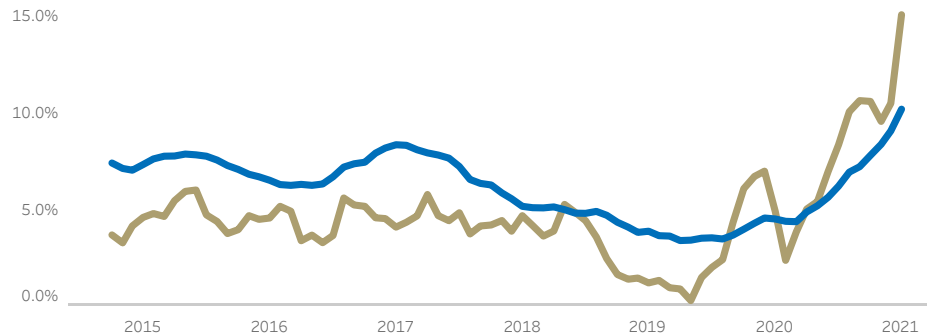
Closed Sales
35,555
▲ 36.1% YoY

Active Listings
45,031
▼ -52.0% YoY

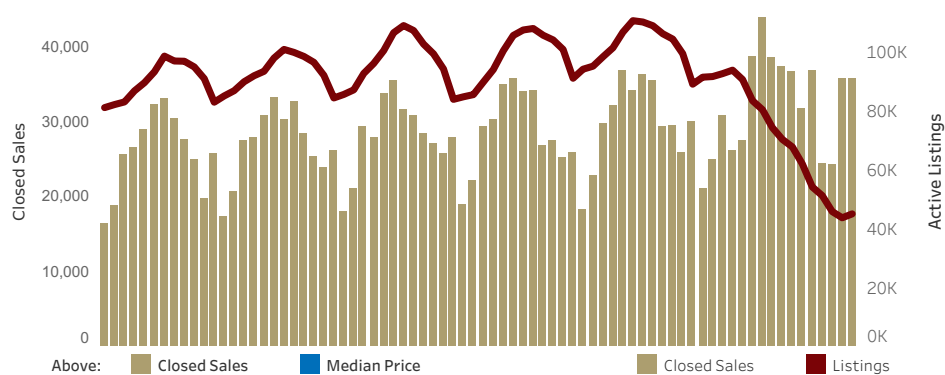
Months Inventory
1.3
▼ -1.8 YoY



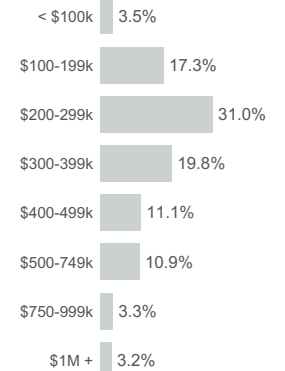
GROWTH TREND FOR CLOSED SALES AND MEDIAN PRICE



CLOSED SALES AND ACTIVE LISTINGS



PRICE DISTRIBUTION



HOME VALUATION STATS

Median Price/Sq Ft
\$145.00
▲ 16.4% YoY

Median Home Size
2,020 sq ft

Median Year Built
2003

Close/Original List
100.6%

TRANSACTION TIME STATS

Days on Market
37

20 days less than April 2020

Days to Close
39

2 days more than April 2020

Total Days
76

18 days less than April 2020



© 2021 Texas REALTORS® - Data used in this report come from the Texas REALTOR® Data Relevance Project, a partnership among Texas REALTORS® and local REALTOR® associations throughout the state. Analysis provided through a research agreement with the Real Estate Center at Texas A&M University.