

## Market Selector

Local Association  
Four Rivers Association of REALTORS®

Market Type  
State

Market Name  
Texas

Frequency  
Monthly

Date  
June 2021

Property Type  
All (SF, Condo, Townhouse)

Construction Type  
All (Existing & New)

## June 2021 Market Statistics - Texas

**Median Price**  
**\$310,000**  
▲ 19.3% YoY

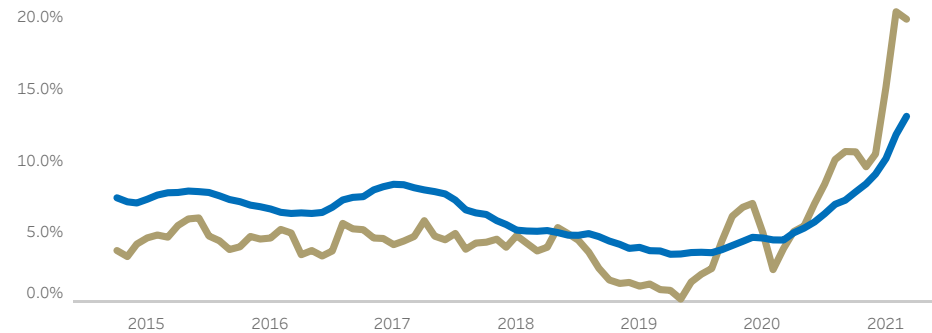
**Closed Sales**  
**41,332**  
▲ 7.1% YoY

**Active Listings**  
**48,971**  
▼ -42.2% YoY

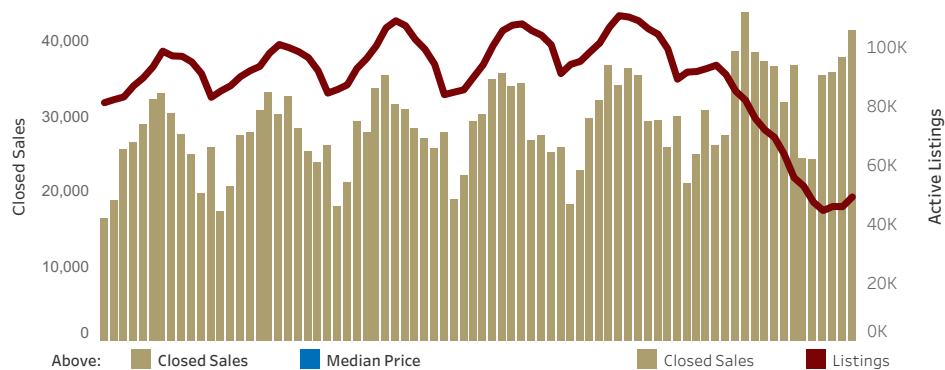
**Months Inventory**  
**1.4**  
▼ -1.5 YoY



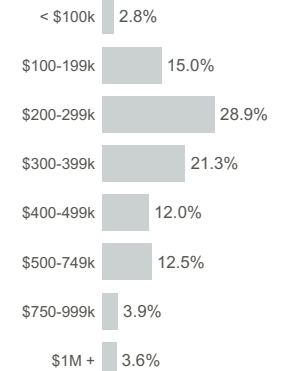
### GROWTH TREND FOR CLOSED SALES AND MEDIAN PRICE



### CLOSED SALES AND ACTIVE LISTINGS



### PRICE DISTRIBUTION



### HOME VALUATION STATS

**Median Price/Sq Ft**  
**\$152.02**  
▲ 19.1% YoY

**Median Home Size**  
**2,038** sq ft

**Median Year Built**  
**2003**

**Close/Original List**  
**101.8%**

### TRANSACTION TIME STATS

**Days on Market**  
**27**

30 days less than June 2020

**Days to Close**  
**39**

4 days more than June 2020

**Total Days**  
**66**

26 days less than June 2020



© 2021 Texas REALTORS® - Data used in this report come from the Texas REALTOR® Data Relevance Project, a partnership among Texas REALTORS® and local REALTOR® associations throughout the state. Analysis provided through a research agreement with the Real Estate Center at Texas A&M University.