

Market Selector

Local Association
Four Rivers Association of REALTORS®

Market Type
State

Market Name
Texas

Frequency
Quarterly

Date
June 2021

Property Type
All (SF, Condo, Townhouse)

Construction Type
All (Existing & New)

2021 Q2 Market Statistics - Texas

Median Price
\$300,490
▲ 19.1% YoY

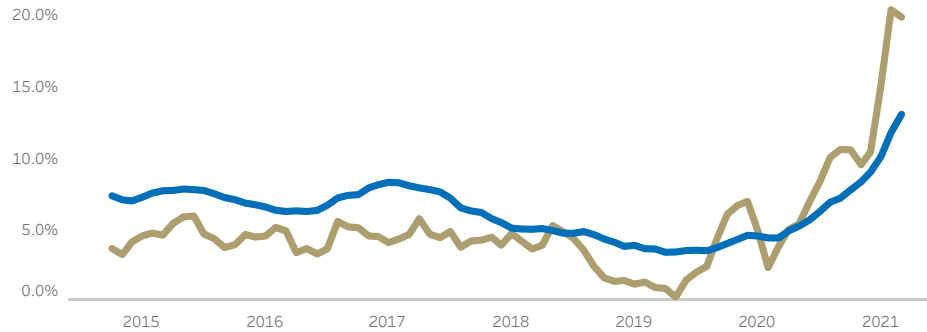
Closed Sales
114,772
▲ 24.7% YoY

Active Listings
48,971
▼ -42.2% YoY

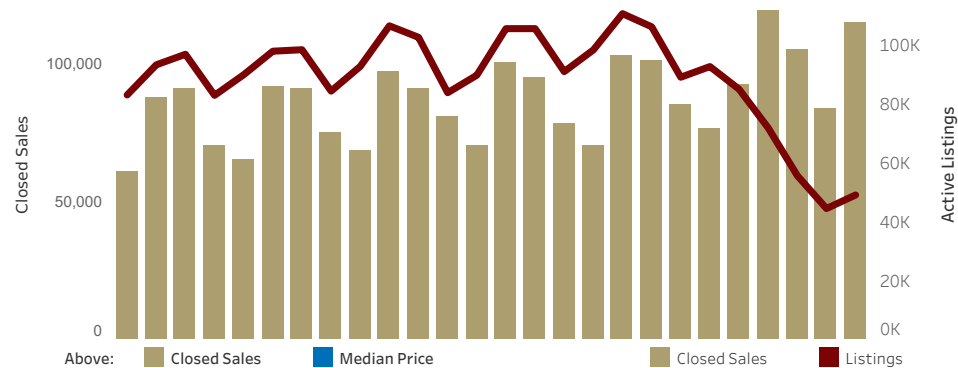
Months Inventory
1.4
▼ -1.5 YoY



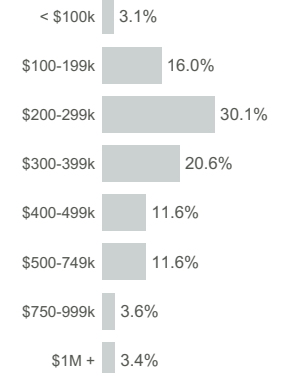
GROWTH TREND FOR CLOSED SALES AND MEDIAN PRICE



CLOSED SALES AND ACTIVE LISTINGS



PRICE DISTRIBUTION



HOME VALUATION STATS

Median Price/Sq Ft
\$148.58
▲ 18.0% YoY

Median Home Size
2,027 sq ft

Median Year Built
2003

Close/Original List
101.3%

TRANSACTION TIME STATS

Days on Market
32
25 days less than 2020 Q2

Days to Close
39
3 days more than 2020 Q2

Total Days
71
22 days less than 2020 Q2



© 2021 Texas REALTORS® - Data used in this report come from the Texas REALTOR® Data Relevance Project, a partnership among Texas REALTORS® and local REALTOR® associations throughout the state. Analysis provided through a research agreement with the Real Estate Center at Texas A&M University.