

Market Selector

Local Association
Four Rivers Association of REALTORS®

Market Type
State

Market Name
Texas

Frequency
Monthly

Date
August 2021

Property Type
All (SF, Condo, Townhouse)

Construction Type
All (Existing & New)

August 2021 Market Statistics - Texas

Median Price
\$310,000
▲ 17.0% YoY

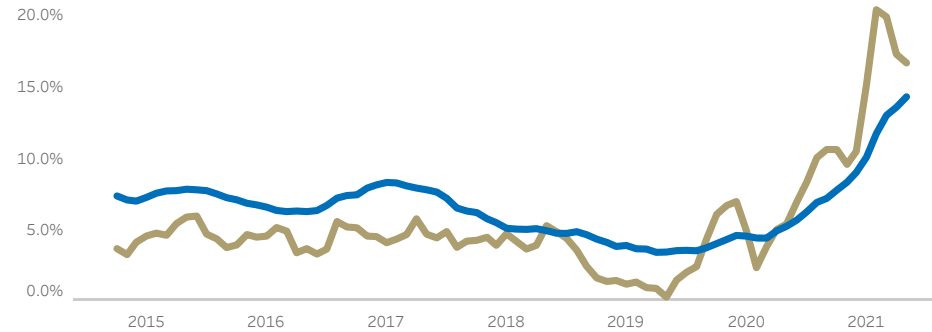
Closed Sales
38,797
▲ 1.1% YoY

Active Listings
57,979
▼ -21.9% YoY

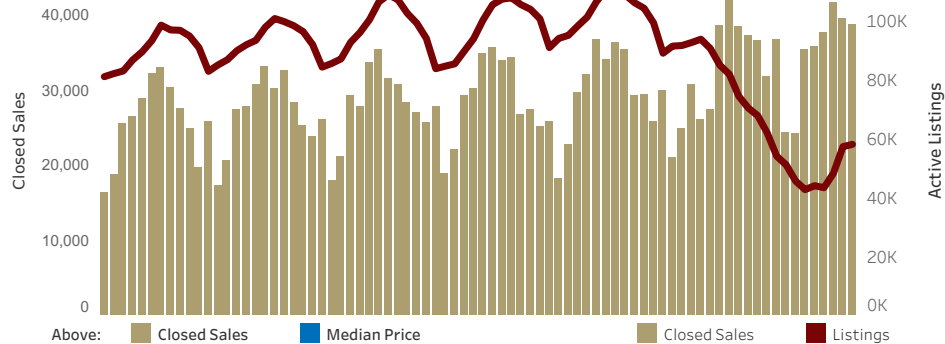
Months Inventory
1.7
▼ -0.8 YoY



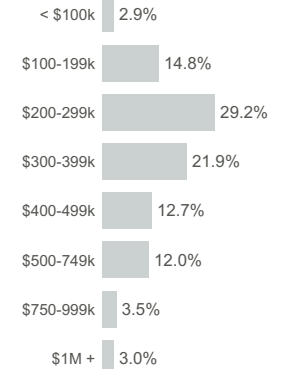
GROWTH TREND FOR CLOSED SALES AND MEDIAN PRICE



CLOSED SALES AND ACTIVE LISTINGS



PRICE DISTRIBUTION



HOME VALUATION STATS

Median Price/Sq Ft
\$154.32
▲ 19.0% YoY

Median Home Size
1,998 sq ft

Median Year Built
2001

Close/Original List
100.5%

TRANSACTION TIME STATS

Days on Market
25

27 days less than August 2020

Days to Close
39

2 days more than August 2020

Total Days
64

25 days less than August 2020



© 2021 Texas REALTORS® - Data used in this report come from the Texas REALTOR® Data Relevance Project, a partnership among Texas REALTORS® and local REALTOR® associations throughout the state. Analysis provided through a research agreement with the Real Estate Center at Texas A&M University.