

Market Selector

Local Association
Four Rivers Association of REALTORS®

Market Type
State

Market Name
Texas

Frequency
Monthly

Date
January 2022

Property Type
All (SF, Condo, Townhouse)

Construction Type
All (Existing & New)

January 2022 Market Statistics - Texas

Median Price
\$313,500
▲ 19.7% YoY

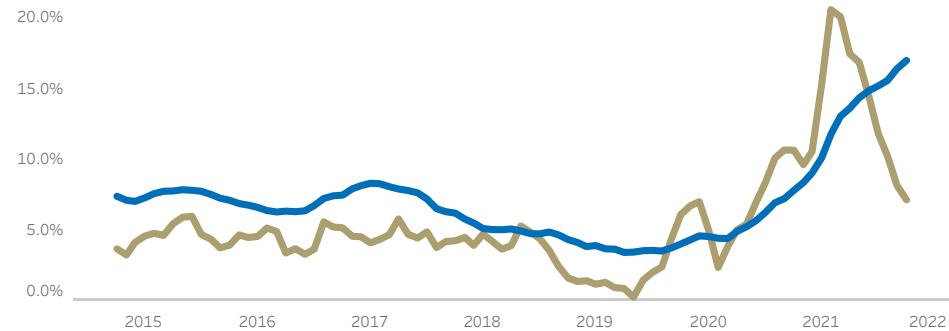
Closed Sales
25,334
▲ 4.0% YoY

Active Listings
40,376
▼ -20.7% YoY

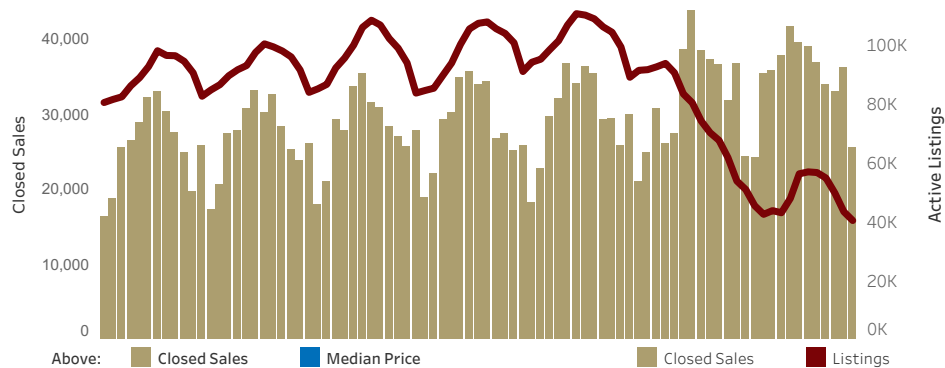
Months Inventory
1.2
▼ -0.4 YoY



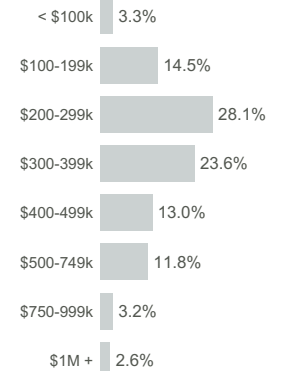
GROWTH TREND FOR CLOSED SALES AND MEDIAN PRICE



CLOSED SALES AND ACTIVE LISTINGS



PRICE DISTRIBUTION



HOME VALUATION STATS

Median Price/Sq Ft
\$160.66
▲ 20.7% YoY

Median Home Size
1,927 sq ft

Median Year Built
2002

Close/Original List
98.9%

TRANSACTION TIME STATS

Days on Market
37

12 days less than January 2021

Days to Close
42

1 day more than January 2021

Total Days
79

11 days less than January 2021



© 2022 Texas REALTORS® - Data used in this report come from the Texas REALTOR® Data Relevance Project, a partnership among Texas REALTORS® and local REALTOR® associations throughout the state. Analysis provided through a research agreement with the Real Estate Center at Texas A&M University.