

Market Selector

Local Association
Four Rivers Association of REALTORS®

Market Type
State

Market Name
Texas

Frequency
Monthly

Date
June 2022

Property Type
All (SF, Condo, Townhouse)

Construction Type
All (Existing & New)

June 2022 Market Statistics - Texas

Median Price
\$360,000
▲ 16.1% YoY

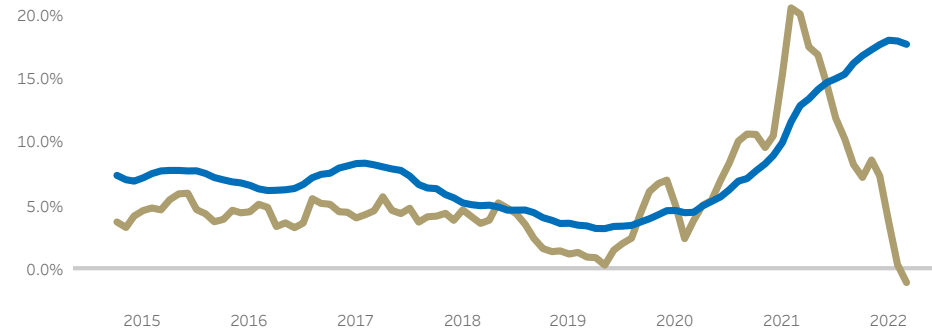
Closed Sales
37,359
▼ -9.5% YoY

Active Listings
70,899
▲ 49.5% YoY

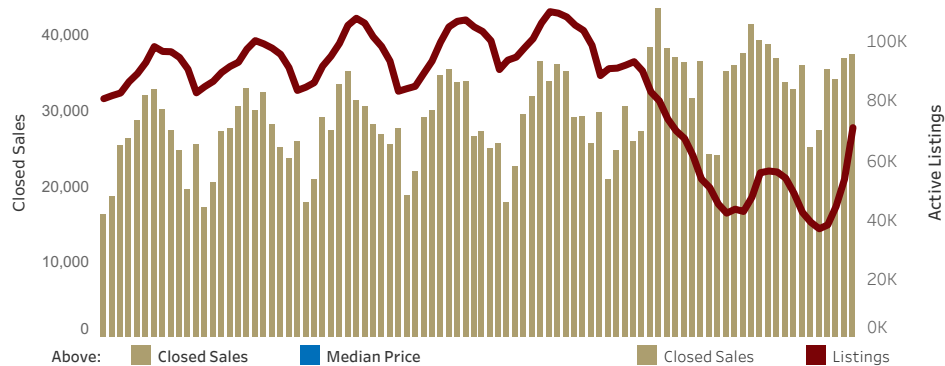
Months Inventory
2.1
▲ 0.7 YoY



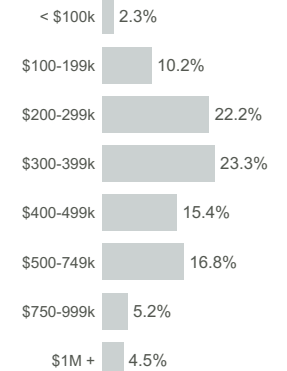
GROWTH TREND FOR CLOSED SALES AND MEDIAN PRICE



CLOSED SALES AND ACTIVE LISTINGS



PRICE DISTRIBUTION



HOME VALUATION STATS

Median Price/Sq Ft
\$180.64
▲ 18.9% YoY

Median Home Size
1,980 sq ft

Median Year Built
2003

Close/Original List
100.9%

TRANSACTION TIME STATS

Days on Market
26
2 days less than June 2021

Days to Close
40
Unchanged from June 2021

Total Days
66
2 days less than June 2021



© 2022 Texas REALTORS® - Data used in this report come from the Texas REALTOR® Data Relevance Project, a partnership among Texas REALTORS® and local REALTOR® associations throughout the state. Analysis provided through a research agreement with the Real Estate Center at Texas A&M University.