

## Market Selector

Local Association  
Four Rivers Association of REALTORS®

Market Type  
State

Market Name  
Texas

Frequency  
Monthly

Date  
February 2023

Property Type  
All (SF, Condo, Townhouse)

Construction Type  
All (Existing & New)

## February 2023 Market Statistics - Texas

**Median Price**  
**\$327,000**  
▲ 0.6% YoY

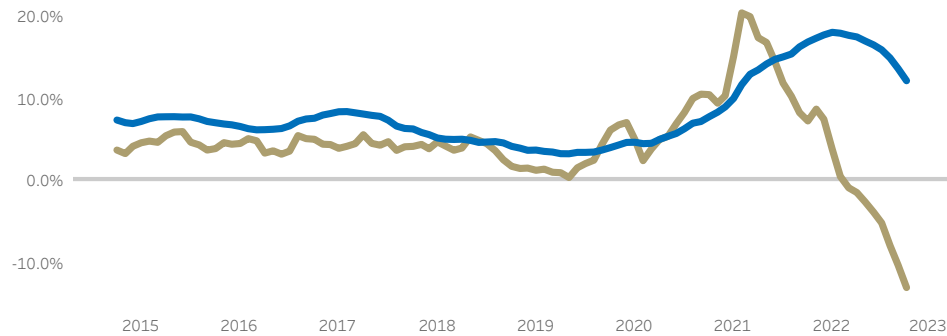
**Closed Sales**  
**23,264**  
▼ -15.1% YoY

**Active Listings**  
**78,166**  
▲ 116.1% YoY

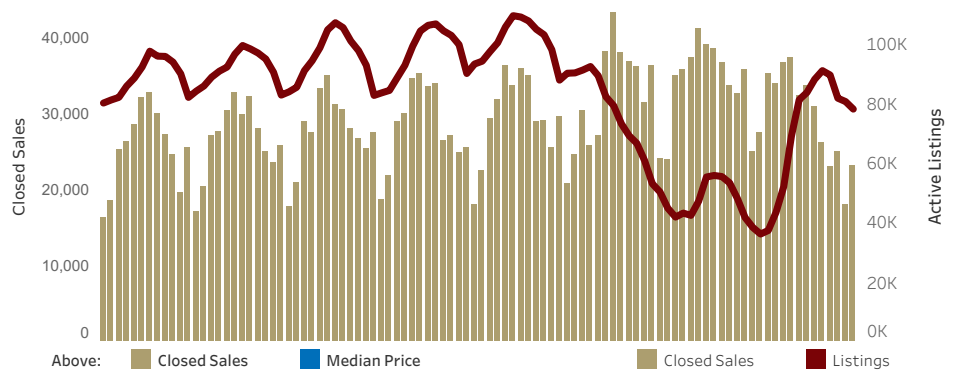
**Months Inventory**  
**2.6**  
▲ 1.6 YoY



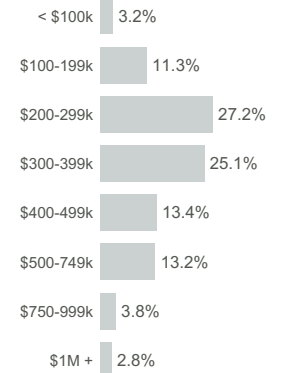
### GROWTH TREND FOR CLOSED SALES AND MEDIAN PRICE



### CLOSED SALES AND ACTIVE LISTINGS



### PRICE DISTRIBUTION



### HOME VALUATION STATS

**Median Price/Sq Ft**  
**\$170.12**  
▲ 2.8% YoY

**Median Home Size**  
**1,923 sq ft**

**Median Year Built**  
**2005**

**Close/Original List**  
**93.8%**

### TRANSACTION TIME STATS

**Days on Market**  
**65**

26 days more than February 2022

**Days to Close**  
**35**

5 days less than February 2022

**Total Days**  
**100**

21 days more than February 2022



© 2023 Texas REALTORS® - Data used in this report come from the Texas REALTOR® Data Relevance Project, a partnership among Texas REALTORS® and local REALTOR® associations throughout the state. Analysis provided through a research agreement with the Texas Real Estate Research Center at Texas A&M University.