

Market Selector

Local Association
Four Rivers Association of REALTORS®

Market Type
State

Market Name
Texas

Frequency
Monthly

Date
July 2023

Property Type
All (SF, Condo, Townhouse)

Construction Type
All (Existing & New)

July 2023 Market Statistics - Texas

Median Price
\$345,000
▼ -1.4% YoY

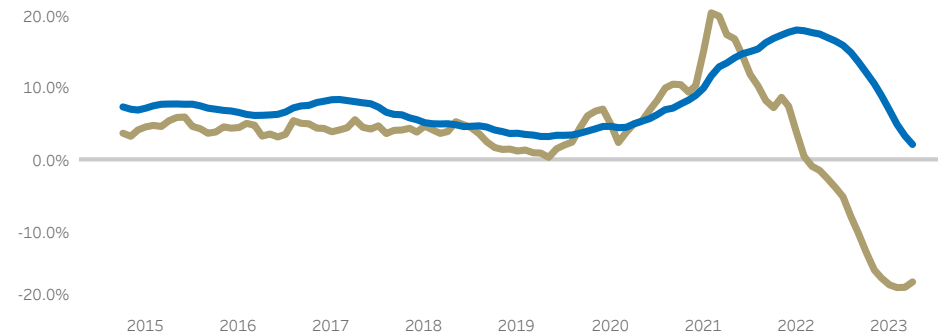
Closed Sales
30,047
▼ -7.8% YoY

Active Listings
93,514
▲ 15.3% YoY

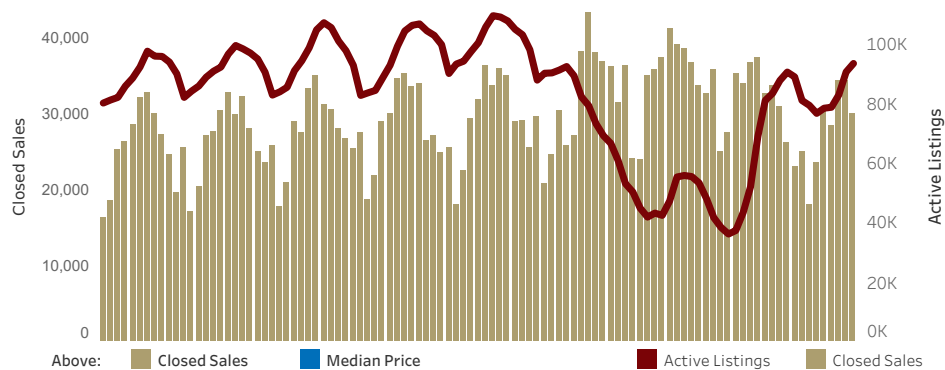
Months Inventory
3.3
▲ 0.9 YoY



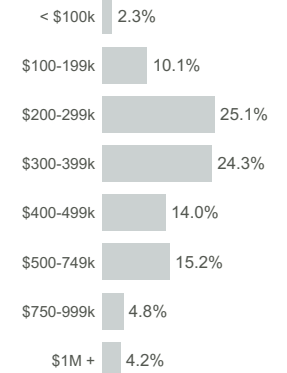
GROWTH TREND FOR CLOSED SALES AND MEDIAN PRICE



CLOSED SALES AND ACTIVE LISTINGS



PRICE DISTRIBUTION



HOME VALUATION STATS

Median Price/Sq Ft
\$177.28
▼ -0.7% YoY

Median Home Size
1,967 sq ft

Median Year Built
2005

Close/Original List
96.1%

TRANSACTION TIME STATS

Days on Market
47

21 days more than July 2022

Days to Close
34

5 days less than July 2022

Total Days
81

16 days more than July 2022



© 2023 Texas REALTORS® - Data used in this report come from the Texas REALTOR® Data Relevance Project, a partnership among Texas REALTORS® and local REALTOR® associations throughout the state. Analysis provided through a research agreement with the Texas Real Estate Research Center at Texas A&M University.