

Market Selector

Local Association
Four Rivers Association of REALTORS®

Market Type
State

Market Name
Texas

Frequency
Monthly

Date
December 2023

Property Type
All (SF, Condo, Townhouse)

Construction Type
All (Existing & New)

December 2023 Market Statistics - Texas

Median Price
\$335,000
▲ 1.4% YoY

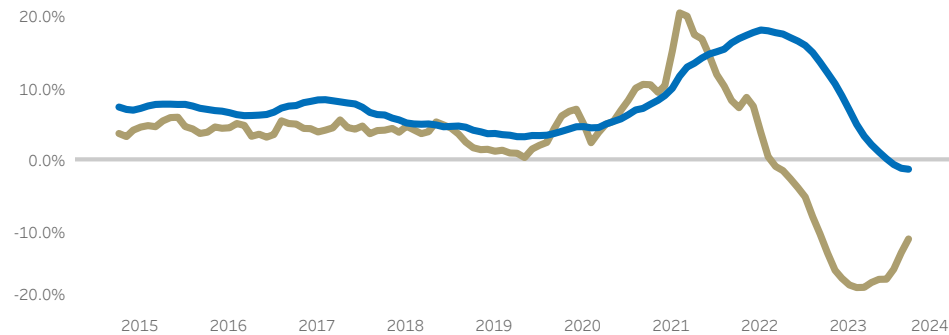
Closed Sales
23,348
▼ -7.0% YoY

Active Listings
93,733
▲ 15.9% YoY

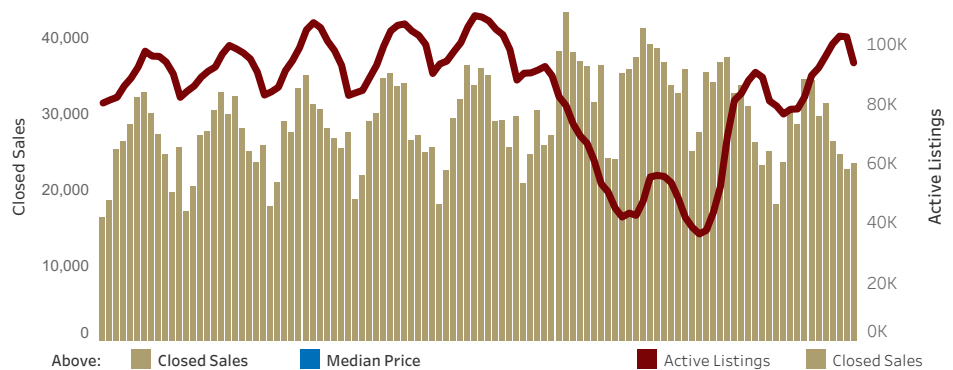
Months Inventory
3.4
▲ 0.8 YoY



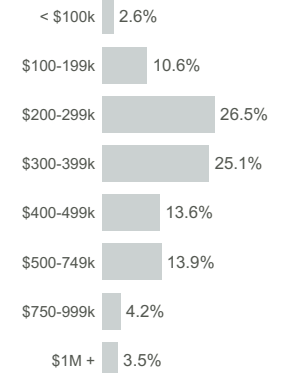
GROWTH TREND FOR CLOSED SALES AND MEDIAN PRICE



CLOSED SALES AND ACTIVE LISTINGS



PRICE DISTRIBUTION



HOME VALUATION STATS

Median Price/Sq Ft
\$173.29
▲ 1.1% YoY

Median Home Size
1,966 sq ft

Median Year Built
2007

Close/Original List
93.7%

TRANSACTION TIME STATS

Days on Market
62

5 days more than December 2022

Days to Close
34

6 days less than December 2022

Total Days
96

1 day less than December 2022



© 2023 Texas REALTORS® - Data used in this report come from the Texas REALTOR® Data Relevance Project, a partnership among Texas REALTORS® and local REALTOR® associations throughout the state. Analysis provided through a research agreement with the Texas Real Estate Research Center at Texas A&M University.