

Market Selector

Local Association
Four Rivers Association of REALTORS®

Market Type
State

Market Name
Texas

Frequency
Monthly

Date
February 2024

Property Type
All (SF, Condo, Townhouse)

Construction Type
All (Existing & New)

February 2024 Market Statistics - Texas

Median Price
\$334,000
▲ 2.8% YoY

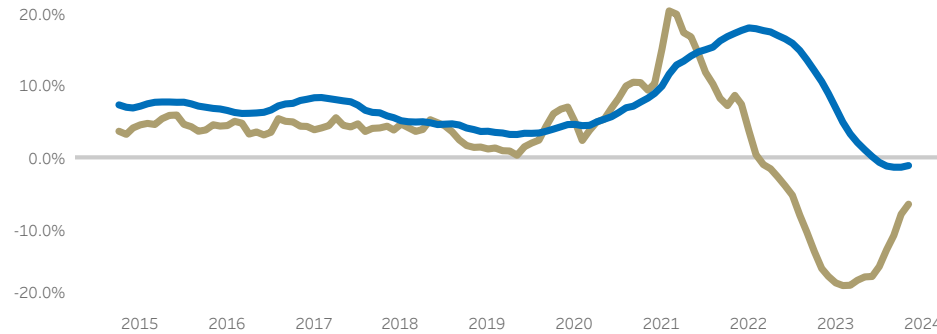
Closed Sales
24,093
▲ 2.5% YoY

Active Listings
98,460
▲ 29.0% YoY

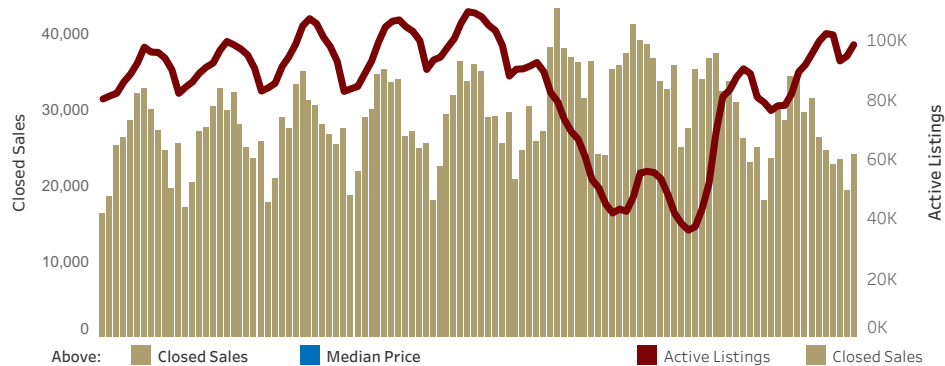
Months Inventory
3.6
▲ 1.0 YoY



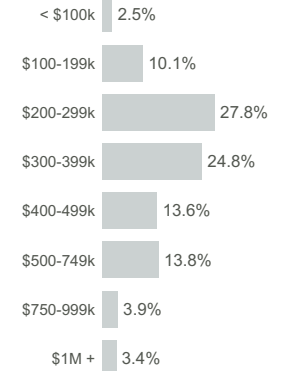
GROWTH TREND FOR CLOSED SALES AND MEDIAN PRICE



CLOSED SALES AND ACTIVE LISTINGS



PRICE DISTRIBUTION



HOME VALUATION STATS

Median Price/Sq Ft
\$173.75
▲ 2.2% YoY

Median Home Size
1,929 sq ft

Median Year Built
2007

Close/Original List
94.5%

TRANSACTION TIME STATS

Days on Market
67

2 days more than February 2023

Days to Close
33

2 days less than February 2023

Total Days
100

Unchanged from February 2023



© 2024 Texas REALTORS® - Data used in this report come from the Texas REALTOR® Data Relevance Project, a partnership among Texas REALTORS® and local REALTOR® associations throughout the state. Analysis provided through a research agreement with the Texas Real Estate Research Center at Texas A&M University.