

## Market Selector

Local Association  
Four Rivers Association of REALTORS®

Market Type  
State

Market Name  
Texas

Frequency  
Monthly

Date  
November 2021

Property Type  
All (SF, Condo, Townhouse)

Construction Type  
All (Existing & New)

## November 2021 Market Statistics - Texas

**Median Price**  
**\$315,450**  
▲ 17.3% YoY

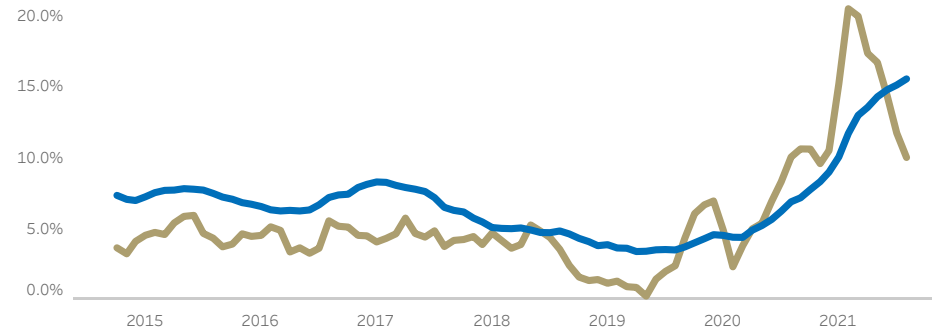
**Closed Sales**  
**32,634**  
▲ 2.8% YoY

**Active Listings**  
**50,246**  
▼ -18.7% YoY

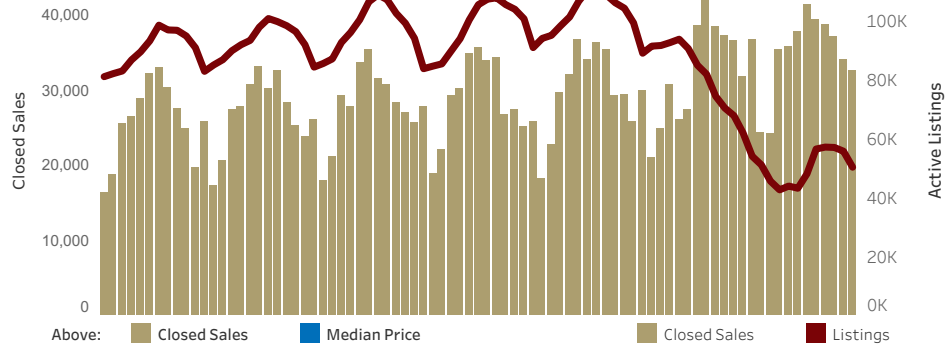
**Months Inventory**  
**1.4**  
▼ -0.5 YoY



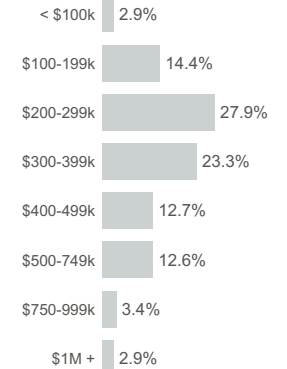
### GROWTH TREND FOR CLOSED SALES AND MEDIAN PRICE



### CLOSED SALES AND ACTIVE LISTINGS



### PRICE DISTRIBUTION



### HOME VALUATION STATS

**Median Price/Sq Ft**  
**\$159.50**  
▲ 19.7% YoY

**Median Home Size**  
**1,952 sq ft**

**Median Year Built**  
**2001**

**Close/Original List**  
**98.9%**

### TRANSACTION TIME STATS

**Days on Market**  
**32**

14 days less than November 2020

**Days to Close**  
**40**

1 day more than November 2020

**Total Days**  
**72**

13 days less than November 2020



© 2021 Texas REALTORS® - Data used in this report come from the Texas REALTOR® Data Relevance Project, a partnership among Texas REALTORS® and local REALTOR® associations throughout the state. Analysis provided through a research agreement with the Real Estate Center at Texas A&M University.