

Market Selector

Local Association
Four Rivers Association of REALTORS®

Market Type
State

Market Name
Texas

Frequency
Monthly

Date
May 2022

Property Type
All (SF, Condo, Townhouse)

Construction Type
All (Existing & New)

May 2022 Market Statistics - Texas

Median Price
\$362,200
▲ 20.6% YoY

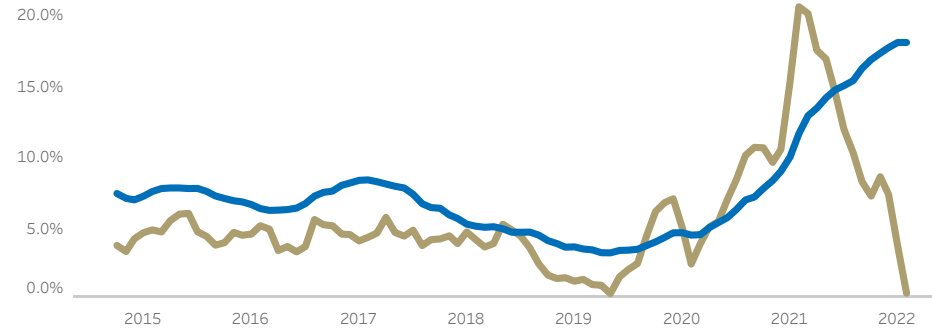
Closed Sales
36,902
▼ -1.8% YoY

Active Listings
53,764
▲ 26.2% YoY

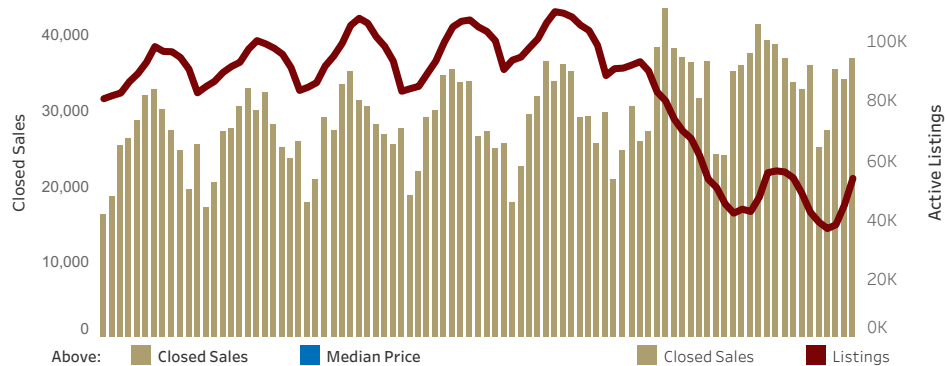
Months Inventory
1.5
▲ 0.3 YoY



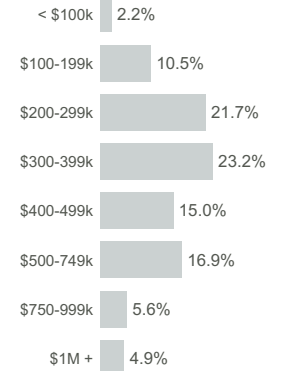
GROWTH TREND FOR CLOSED SALES AND MEDIAN PRICE



CLOSED SALES AND ACTIVE LISTINGS



PRICE DISTRIBUTION



HOME VALUATION STATS

Median Price/Sq Ft
\$180.90
▲ 21.5% YoY

Median Home Size
1,981 sq ft

Median Year Built
2003

Close/Original List
102.0%

TRANSACTION TIME STATS

Days on Market
27

6 days less than May 2021

Days to Close
38

1 day less than May 2021

Total Days
65

7 days less than May 2021



© 2022 Texas REALTORS® - Data used in this report come from the Texas REALTOR® Data Relevance Project, a partnership among Texas REALTORS® and local REALTOR® associations throughout the state. Analysis provided through a research agreement with the Real Estate Center at Texas A&M University.