

Market Selector

Local Association
Four Rivers Association of REALTORS®

Market Type
State

Market Name
Texas

Frequency
Monthly

Date
October 2022

Property Type
All (SF, Condo, Townhouse)

Construction Type
All (Existing & New)

October 2022 Market Statistics - Texas

Median Price
\$335,000
▲ 8.1% YoY

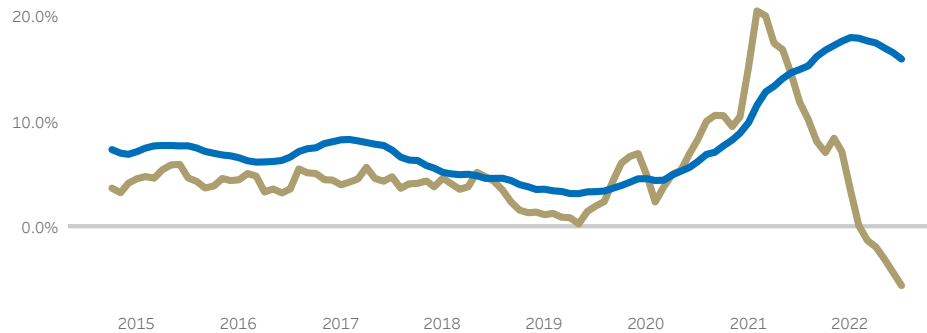
Closed Sales
26,307
▼ -22.0% YoY

Active Listings
92,301
▲ 72.9% YoY

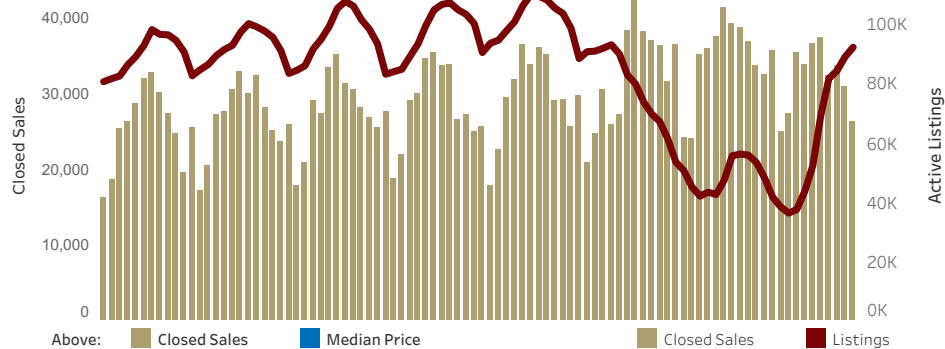
Months Inventory
2.9
▲ 1.3 YoY



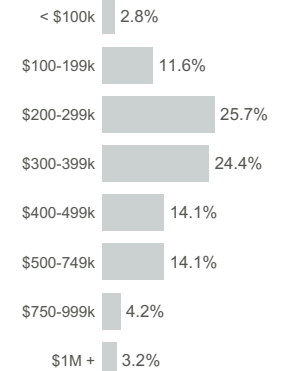
GROWTH TREND FOR CLOSED SALES AND MEDIAN PRICE



CLOSED SALES AND ACTIVE LISTINGS



PRICE DISTRIBUTION



HOME VALUATION STATS

Median Price/Sq Ft
\$173.99
▲ 11.3% YoY

Median Home Size
1,932 sq ft

Median Year Built
2003

Close/Original List
95.3%

TRANSACTION TIME STATS

Days on Market
42

11 days more than October 2021

Days to Close
38

1 day less than October 2021

Total Days
80

10 days more than October 2021



© 2022 Texas REALTORS® - Data used in this report come from the Texas REALTOR® Data Relevance Project, a partnership among Texas REALTORS® and local REALTOR® associations throughout the state. Analysis provided through a research agreement with the Real Estate Center at Texas A&M University.