

Market Selector

Local Association
Four Rivers Association of REALTORS®

Market Type
State

Market Name
Texas

Frequency
Monthly

Date
May 2023

Property Type
All (SF, Condo, Townhouse)

Construction Type
All (Existing & New)

May 2023 Market Statistics - Texas

Median Price
\$346,500
▼ -3.8% YoY

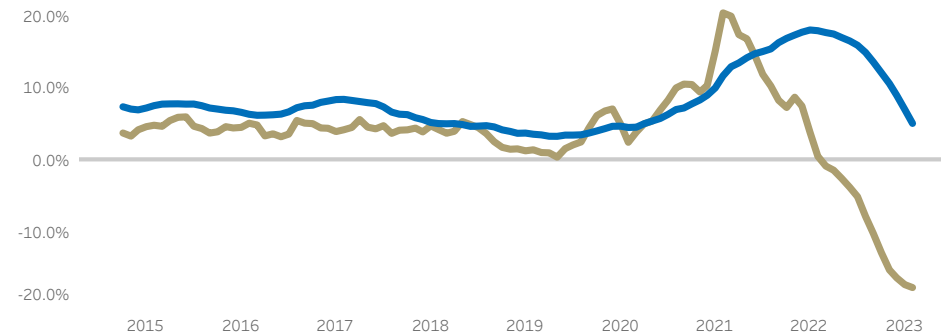
Closed Sales
34,267
▼ -6.7% YoY

Active Listings
84,026
▲ 61.5% YoY

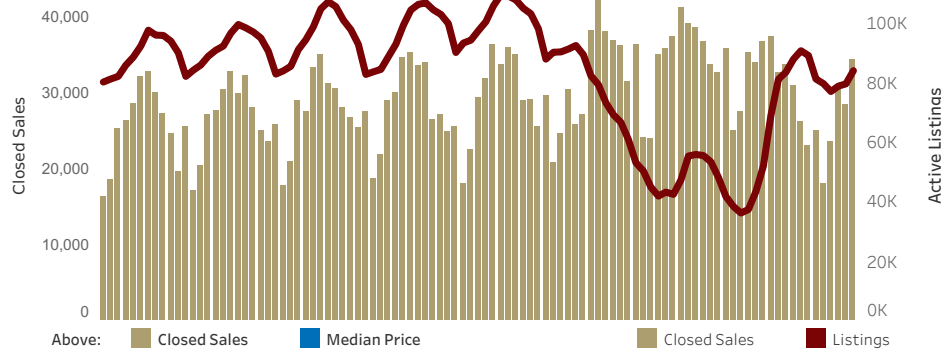
Months Inventory
2.9
▲ 1.4 YoY



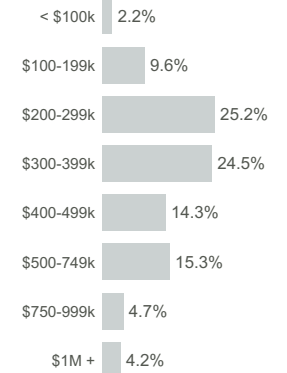
GROWTH TREND FOR CLOSED SALES AND MEDIAN PRICE



CLOSED SALES AND ACTIVE LISTINGS



PRICE DISTRIBUTION



HOME VALUATION STATS

Median Price/Sq Ft
\$177.57
▼ -1.6% YoY

Median Home Size
1,972 sq ft

Median Year Built
2005

Close/Original List
96.2%

TRANSACTION TIME STATS

Days on Market
52

25 days more than May 2022

Days to Close
34

5 days less than May 2022

Total Days
86

20 days more than May 2022



© 2023 Texas REALTORS® - Data used in this report come from the Texas REALTOR® Data Relevance Project, a partnership among Texas REALTORS® and local REALTOR® associations throughout the state. Analysis provided through a research agreement with the Texas Real Estate Research Center at Texas A&M University.