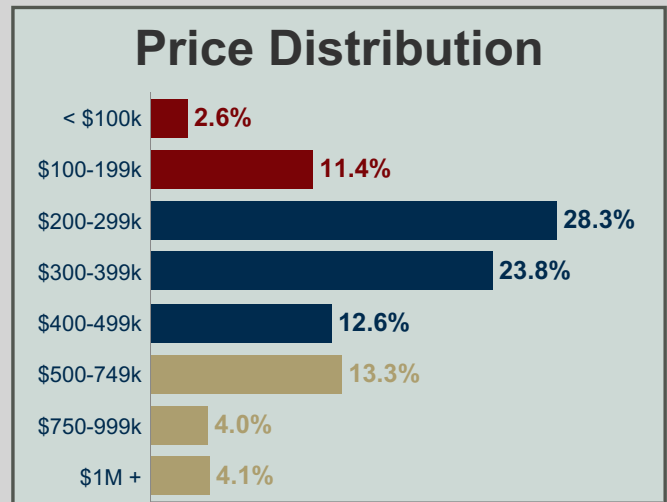


February 2026 Statistics

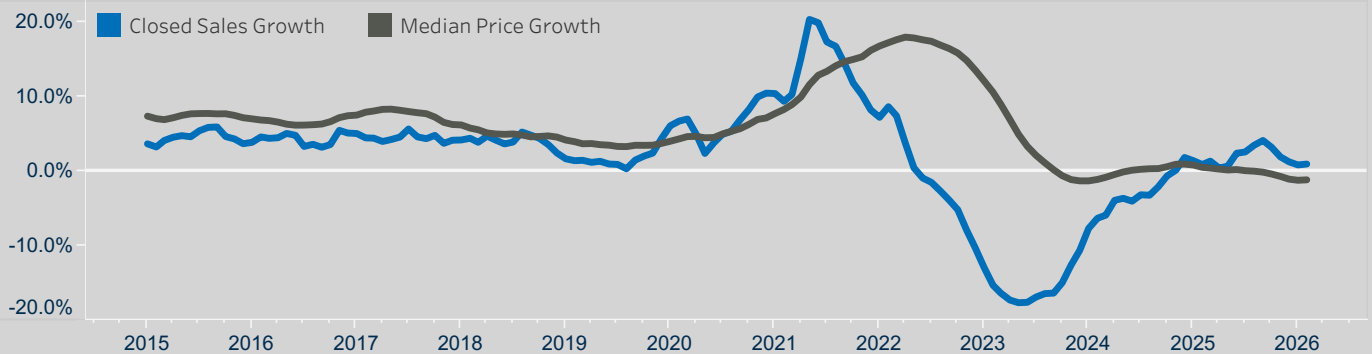


Texas

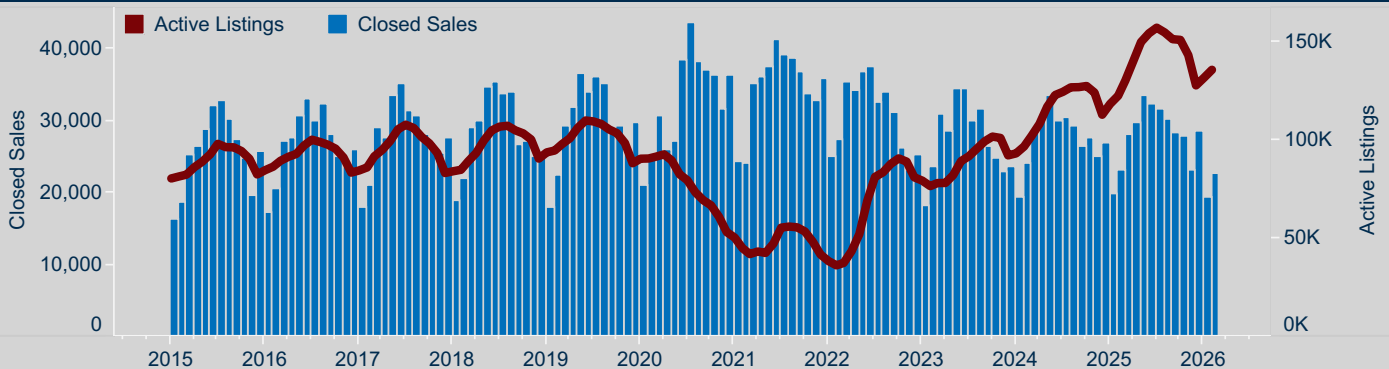
Median Price	\$326,000	↓	-0.6% YoY
Closed Sales	22,513	↓	-2.6% YoY
Active Listings	135,474	↑	10.8% YoY
Months Inventory	4.9	↑	0.4 YoY
Days On Market	82	↑	8 YoY
Days To Close	32	⚙️	2,025 YoY
Total Days	114	↑	8 YoY
Median Price/Sq Ft	\$168.37	↓	-2.3% YoY
Median Home Size	1,989		
Median Year Built	2007		
Close/Original List	93.0%		



Growth Trend for Closed Sales and Median Price



Closed Sales & Active Listings



© 2026 Texas REALTORS® - Data used in this report come from the Texas REALTOR® Data Relevance Project, a partnership among Texas REALTORS® and local REALTOR® associations throughout the state. Analysis provided through a research agreement with the Real Estate Center at Texas A&M.



TEXAS A&M UNIVERSITY
Texas Real Estate Research Center

